

# DataCite

## Getting Started



# Account management

# About Fabrica



Fabrica is DataCite's web interface for DOI registration and account management.

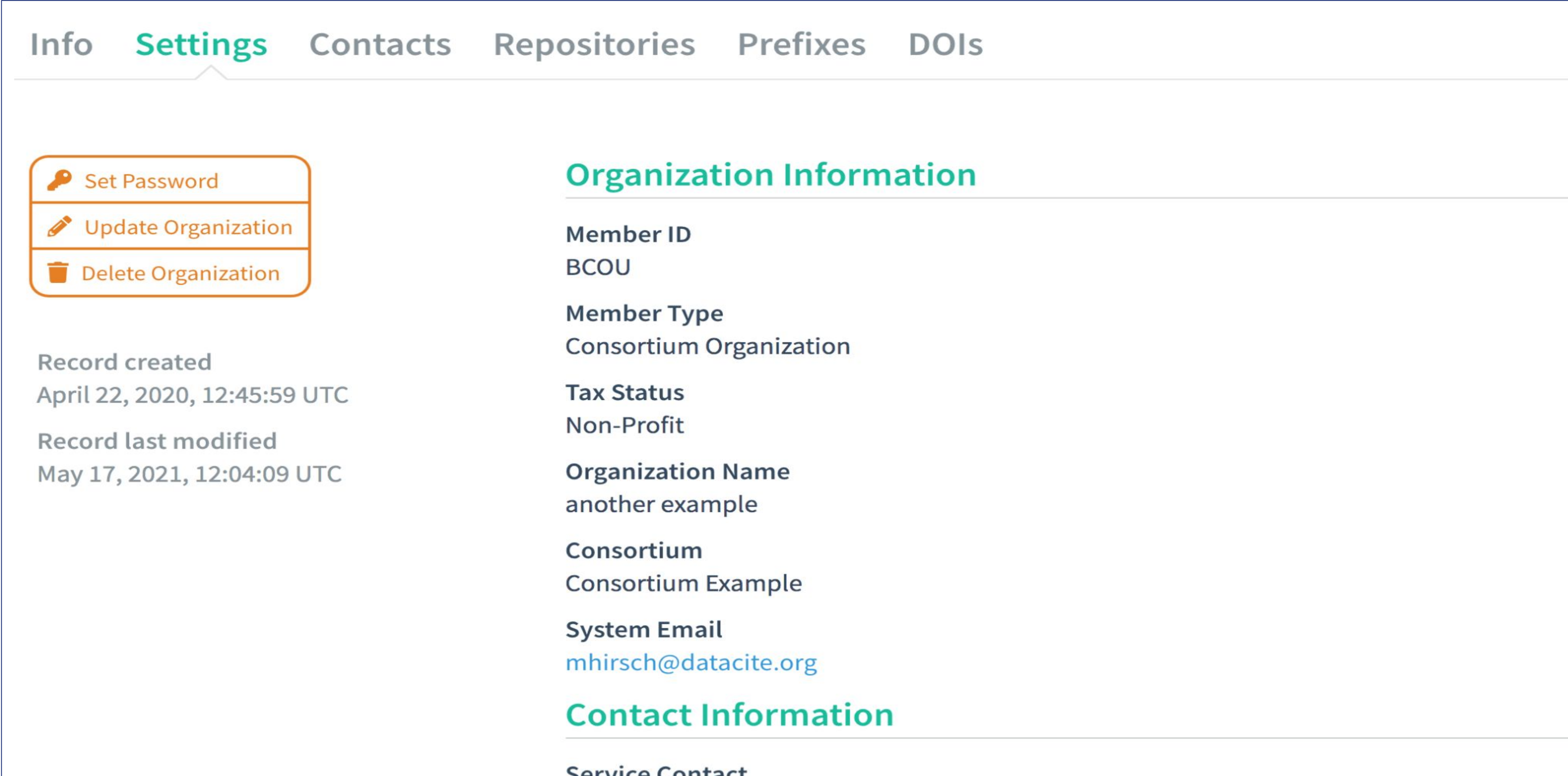
You can log in here: <https://doi.datacite.org/>

You can reset the password here: <https://doi.datacite.org/reset>

## Organizations

Member and Consortium Organization accounts have permission to **manage Repository accounts and add/update contact information.**

The Member or Consortium Organization dashboard in Fabrica



The screenshot shows the 'Settings' tab of an organization's dashboard. At the top, there are navigation tabs: 'Info', 'Settings' (highlighted), 'Contacts', 'Repositories', 'Prefixes', and 'DOIs'. Below the tabs, there are three action buttons: 'Set Password', 'Update Organization', and 'Delete Organization'. To the right of these buttons, there is a section titled 'Organization Information' with the following details: Member ID (BCOU), Member Type (Consortium Organization), Tax Status (Non-Profit), Organization Name (another example), Consortium (Consortium Example), and System Email (mhirsch@datacite.org). Below this section is another section titled 'Contact Information' with a 'Service Contact' field.

Info **Settings** Contacts Repositories Prefixes DOIs

Set Password  
Update Organization  
Delete Organization

Record created  
April 22, 2020, 12:45:59 UTC

Record last modified  
May 17, 2021, 12:04:09 UTC

**Organization Information**

Member ID  
BCOU

Member Type  
Consortium Organization

Tax Status  
Non-Profit

Organization Name  
another example

Consortium  
Consortium Example

System Email  
mhirsch@datacite.org

**Contact Information**

Service Contact

# Repositories

Repository accounts have permission to **create and manage DOIs and metadata.**


The Repository dashboard in Fabrica




### Example Repository

Info **Settings** Prefixes DOIs

- Set Password
- Update Repository
- Delete Repository
- Transfer

Repository ID   
BCOU.KFKPXI

System Email  
[mhirsch@datacite.org](mailto:mhirsch@datacite.org)

Domain   
\*

Record created  
June 19, 2020, 13:17:57 UTC

Record last modified  
May 17, 2021, 12:05:46 UTC

# Relevant Documentation



## Fabrica documentation:

1. The [Fabrica user guide](#) provides detailed descriptions about how to use the different features of the web interface
2. The [Fabrica FAQ](#) provides quick answers to questions

# Test accounts



The DataCite test environment is completely separate from the production environment. Use test like a sandbox for creating your first DOI or setting up an integration.

- **DOI Fabrica** (<https://doi.test.datacite.org>)
- **REST API** (<https://api.test.datacite.org>)
- **MDS API** (<https://mds.test.datacite.org>)

# Relevant Documentation

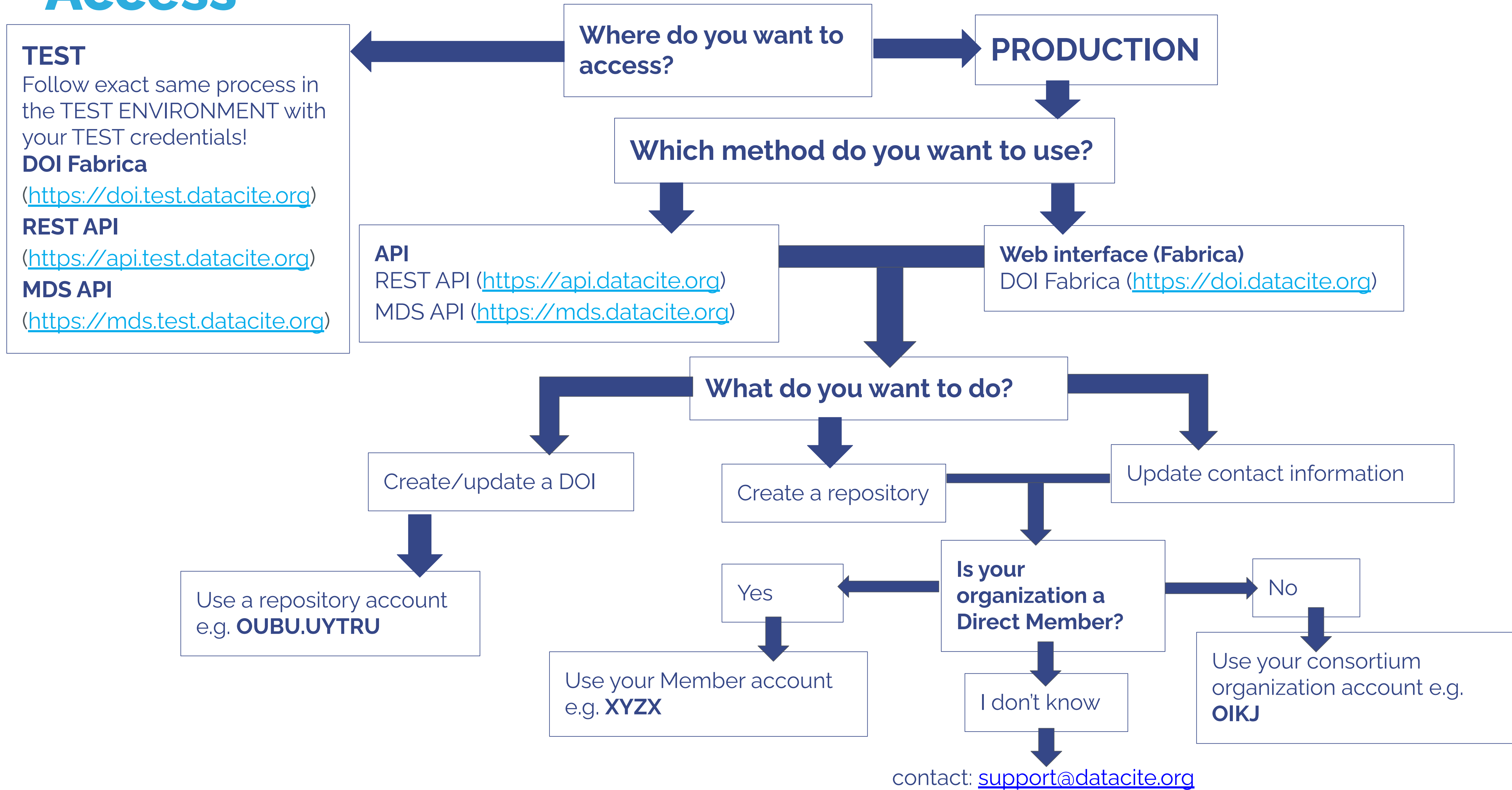


## Test environment documentation:

1. The [testing guide](#) includes information about the test site and how to access
2. The [test FAQ](#) highlights the main differences between test and production



# Access



# DOI Registration

# DOI registration



**There are 3 ways to register a DOI:**

1. The Fabrica web interface provides two options for registering DOIs. The easiest option for non technical people is the [form for DOI creation](#). There is also the [file upload option](#) which accepts metadata files in XML and other formats.
2. The APIs are for developers looking to integrate and for anyone who wants to retrieve metadata. New users should use the REST API. A detailed guide for [using the REST API](#) is available as well as the [API reference](#).
3. Some organizations choose to register DOIs with registered [integration from a DataCite Service Provider](#).

## Prefixes

A DOI prefix always starts with '10.' and continues with a number (e.g. '10.1234' or '10.20865'). The DOI prefix is used as a namespace so that DOIs are globally unique. Each Repository account must have a prefix to register DOIs.

**10.5438/gte8-5h68.**

## Suffixes

A DOI suffix must be unique within each prefix. The optimum length of a DOI suffix is 6–10 characters. This is long enough to ensure uniqueness, but short enough to avoid typing or text wrapping errors. The DataCite system will not accept DOIs longer than 255 characters. The easiest and recommended option is to use a randomly generated suffix. The auto-generated DOI strings use a-z, 0-9. They avoid i, l, o as they are easily mixed up with 0, 1. We group the suffix into blocks of 4, separated by a hyphen. You can generate a random suffix in both Fabrica and the API and your DOI will look something like this:

**10.5438/gte8-5h68.**

# Best Practice



## Versioning

DOI metadata can be updated. This includes the content underlying the DOI, e.g. correcting small errors like typos or adding a new file. This means small changes don't always require a new DOI. Individual stewards need to determine which are major Vs minor versions.

## Data Citation

Data Citation means references to data, in the same way researchers routinely provide a bibliographic reference to other scholarly resources. Data are often shared, but they are not often cited the same way as journal articles or other publications. Repositories can participate by including information about publications that cite the data in DOI metadata.

# Metadata

# The Metadata Schema



All the information about the DataCite metadata schema is available here:

**<http://schema.datacite.org/>**

The detailed guide includes descriptions of every metadata field and examples, and is maintained by the Metadata Working Group.

# FAQs & Resources



# Common Questions



- I can't see the create DOI option? Check [which account](#) you're using
- Problems logging into Fabrica can be due to [browser related issues](#)
- I'm not receiving the password reset? Check the [system email contact](#)
- Can I [delete or change a DOI](#) created by accident? it's not possible once the DOI is in registered or findable state
- Check domain filter setting if the [URL of my DOI is not accepted](#)
- A [403 or unauthorized message](#) received from an integration
- How can I activate the [ORCID auto-update](#)?

# Consortium Org FAQ



The [Consortium Organization FAQ](#) provides answers to some of the main questions new organizations might have.

# Important Resources

The **DataCite Blog** <https://blog.datacite.org/>

The **DataCite Twitter** <https://twitter.com/datacite>

The **PID Forum** <https://www.pidforum.org/>



## Get in touch!



Email us:  
[info@datacite.org](mailto:info@datacite.org)



Follow us:  
[@datacite](https://twitter.com/datacite)



Talk to us:  
[pidforum.org](https://pidforum.org)



Read about us:  
[datacite.org](https://datacite.org)



Get support:  
[support.datacite.org](https://support.datacite.org)  
[support@datacite.org](mailto:support@datacite.org)